



2020 Year End Close Guide for Microsoft Dynamics SL

By: Intelligent Technologies, Inc.

What's included?

Who can use these updates?

Where do I find them?

When should I apply the updates?


Options for SL 2015 and 2011 users

Table of Contents (click a topic to view it)



What Does the Year-End Update Include?

- New 1099 NEC form
- Updated 1099 MISC form
- Support for standard and high withholding for state deductions
- Allowing different marital status for state and federal exemption and credits




Who Can Use the Year-End Updates?

The year-end updates will be provided for the following Microsoft Dynamics SL versions:

- SL 2018 CU3
- SL 2018 CU2
- SL 2018 CU1
- SL 2018


If you're still running SL 2011 or SL 2015, your software is now in Extended Support, which means you no longer receive updates from Microsoft. So, it's a good time to think about updating. Contact us at (336) 315-3935 to get started.

But in the meantime, there's another way to get your year-end update. [Learn more.](#)




Where Can I Find These Updates?

- As of the writing of this guide (12/16/20) the year-end update for Dynamics SL hasn't yet been released. It should be available on [CustomerSource](#) the week of December 21st. To find it, log in and go to Downloads.
- Need help logging into CustomerSource? [Visit this webpage.](#)



When Should the Year-End Updates be Applied?

- Apply the year-end updates after you have closed Payroll for the year.
- There is a year-end update and a separate tax table update that might need to be applied.
- Tax table updates for the new 2021 year should be applied after Payroll module has been closed for the current 2020 year.
- Year-end updates typically release in December. This year, the target date is the week of December 21st.
- Tax table updates are typically released in December or January. This year, the target date is mid January.



Options for Dynamics SL 2011 and 2015 Users

- Plumblin Consulting offers a year-end update package for users who aren't on Microsoft supported releases.
- Contains all year-end updates Microsoft releases for SL 2018 versions, recreated for SL 2011 and SL 2015.
- Pricing is based on the number of employees and/or vendors you have.
- The Year-End updates are **SL 2011 FP1 and SP3**, as well as **ALL** versions of SL 2015.
- Annual Subscription Pricing:
 - Under 100 employees/vendors combined - \$2500
 - Over 100 employees/vendors combined: \$3000
- Contact jweathersby@inteltech.com for more information.

